

Flow Simulation 'Replicate Condition'

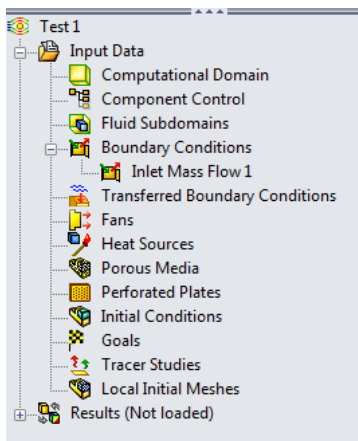
Presented By: **Robert Warren**

Replicate Condition -

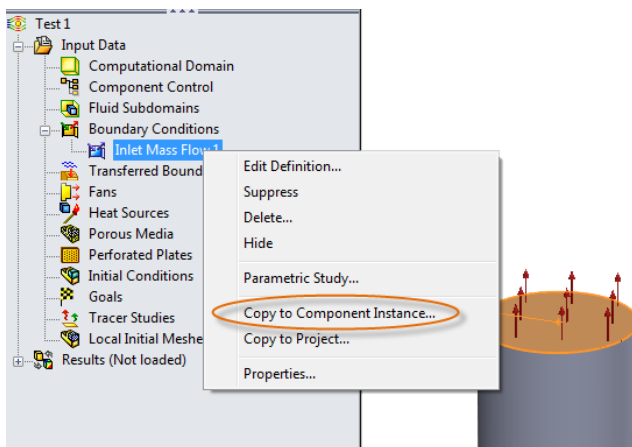
Allows you to copy project's Input Data features to other component instances (for example, patterns, copies of parts, etc.) within the active project. Found under **"Copy to Components Instance"**.

Steps:

- Generate model in an assembly format. This option works on instances of parts (including pattern instances).
- Specify a Boundary Condition, Inlet, Outlet, Heat Source etc.

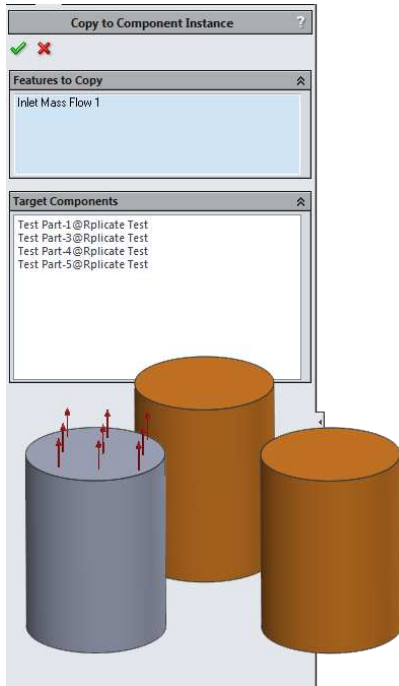


- Right Mouse Button on the Boundary Condition intended to be replicated.



Steps:

- Deselect any instance you do not want copied. The Boundary Condition is automatically copied to the same face/volume as the originally selected instance.



- The Boundary Conditions are now individual on the Study tree and can be manipulated independently.

